



# Create and Do: Build your own folk instrument

## How to make a harmonica from popsicle sticks

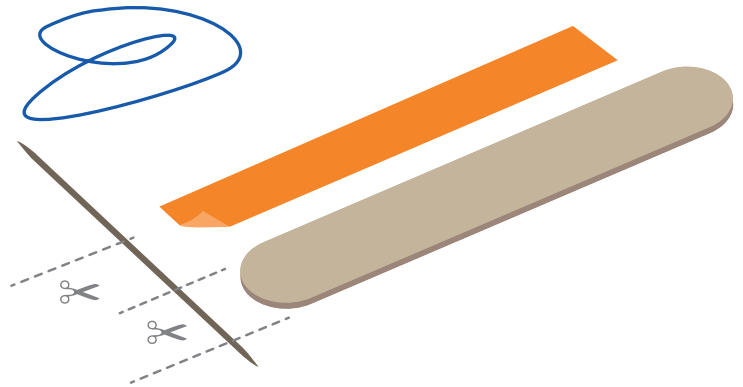
The worksheet shows you how to make a simple harmonica using everyday items.

### Resources:

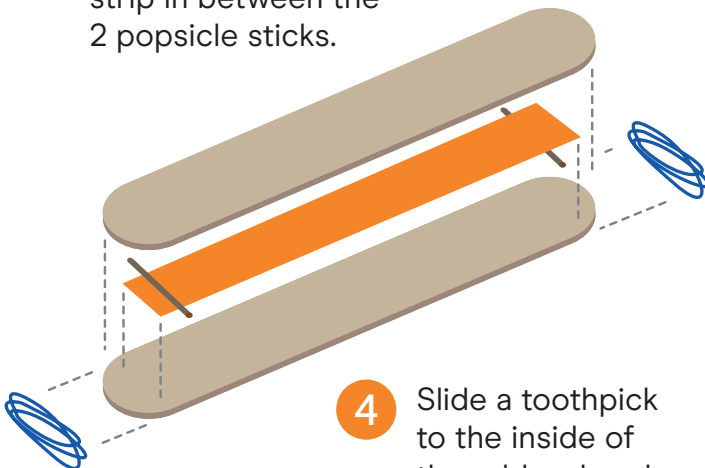
- 2 popsicle sticks – the wide ones are best
- 2 rubber bands – You could also use string
- A strip of paper
- 2 toothpicks

*Individual activity*

- 1 Cut the strip of paper to the same size as the popsicle stick. Trim the toothpicks to the width or just wider than the popsicle stick.




- 2 Sandwich the paper strip in between the 2 popsicle sticks.



- 3 Wrap a rubber band around one end until it is snug.

- 4 Slide a toothpick to the inside of the rubber band.

**Tip**  
Place one toothpick on top of the paper and one toothpick under the paper



- 5 Sandwich the last toothpick at the other end of the popsicle sticks and wrap with a rubber band.