


Local Studies




This pack consists of activity sheets for individual and group work, and whiteboard pictures for class discussion.

Teacher guidance notes can be downloaded [here](#)



Everybody's local area is different, with lots of history and stories to share.



For teachers' eyes
only!

Slide 1	Key words
Slide 2	Sensory words
Slide 3	Your classroom-draw what you see
Slide 4	Just a plastic bottle?
Slide 5	Your classroom - draw what you would like to see
Slide 6	Your classroom-sketch a plan of your ideal
Slide 7	classroom Your school-cross-section drawing
Slide 8	Your local area
Slide 9	Your local area-take a walk
Slide 10	Your local area-important features
Slide 11	Your local area-the beginning
Slide 12	Your local area-in the past
Slide 13	Your local area - improvements
Slide 14	Your local area-canal and rivers
Slide 15	Your local area-fact or opinion
Slide 16	Your community-in the past
Slide 17	Your community now-interview a local person
Slide 18	Your community-the future
Slide 19	Stay Away From the Edge

Key words

Village

Hamlet



Explorers

Field

Environment

Water

Farmyard

Traffic

Suburban

Countryside

Road

Newspaper

Weather

Building

Garden

Brochure

Leisure

Symbol

Opposite

Artificial

Shopping Centre

Gardener

Use these key words as a reminder while you work.



Make sure you learn the correct spellings.



Sensory words

Monstrous

Energy

Beginning

Disappointed

Unusual

Comfortable

Careful

Adventure

Submerge

Enjoyment

Marvellous

Recognise

Surprise

Ancient

Straight

Poisonous

Popular

Dangerous

Use these sensory words as a reminder while you work.



Make sure you learn the correct spellings.



Your classroom - draw what you see

Look around your classroom. Draw the first six things that you notice, but do not draw people!



1.	4.
2.	5.
3.	6.

Just a plastic bottle?

How many uses are there for a plastic bottle? Use your creativity and imagination.



Your classroom - draw what you would like to see

Draw six things that you would like in your classroom, that you don't already have.



1.	4.
2.	5.
3.	6.

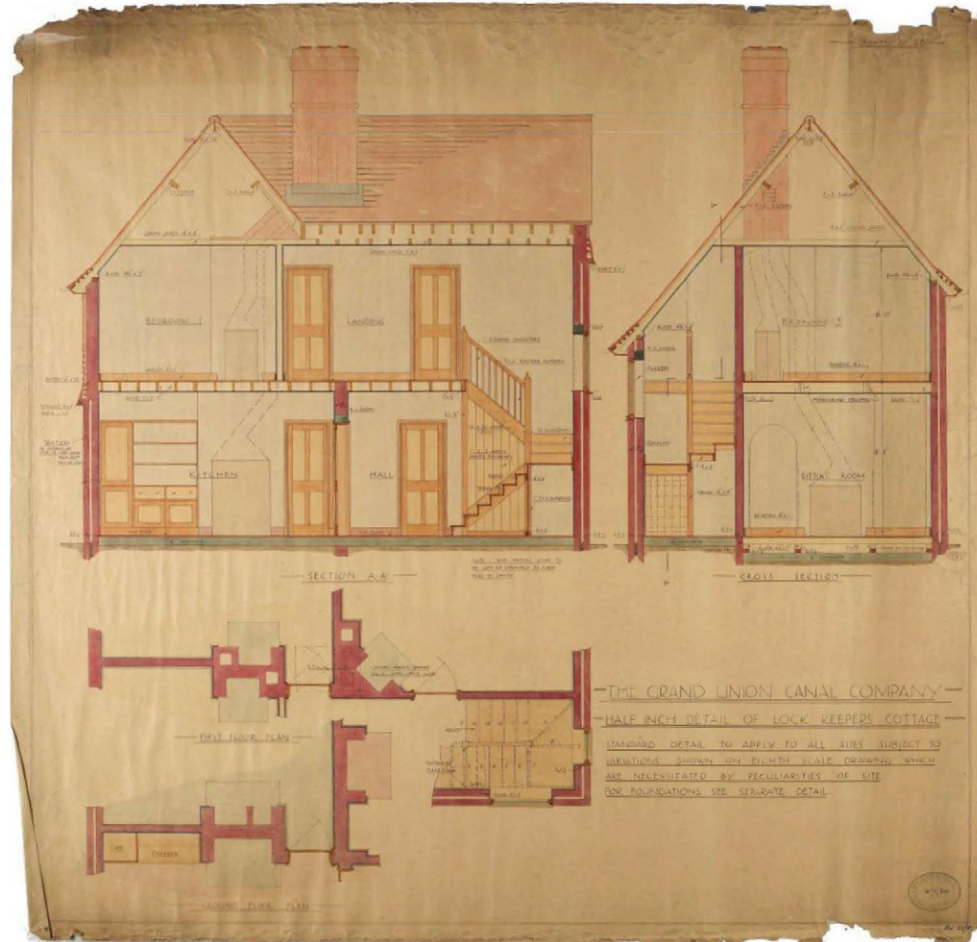
Your classroom - sketch a plan of your ideal classroom

Using the ideas of what should be in every classroom, sketch a plan of your ideal classroom.



Your school - cross-section drawing

This is a detailed cross-section drawing of a Lock Keeper's Cottage, by the Grand Union Canal Company.



Create a cross-section drawing of your school.



Your local area

Can you sketch a map of the local area to your school? Include as much detail as you can remember.



Your local area - take a walk

On your walk, make a note of the most significant landmarks. Add them to your map.



1 ...	11 ...
2 ...	12 ...
3 ...	13...
4 ...	14 ...
5 ...	15 ...
6 ...	16 ...
7 ...	17 ...
8 ...	18 ...
9...	19 ...
10 ...	20 ...

Use our list to help you:

Apple orchard, arch bridge, canal, car park, farmyard, florist, leisure centre, library, lock, motorway, park, post office, river, roundabout, terraced housing, tunnel, and woodland.

Your local area - important features

From your list of landmarks and features, discuss why each is important for the local community.



Local feature	Why is this feature important?
1...	
2 ...	
3 ...	
4 ...	
5 ...	

Your local area - the beginning

Place names have meanings. Research the name of your town or village.



SWANLEY

A clearing in the woods where pigs are kept.

TONBRIDGE

A homestead or settlement close to a river crossing.

KESWICK

A cheese farm.

STAMFORD

A stony place where you can cross a river.

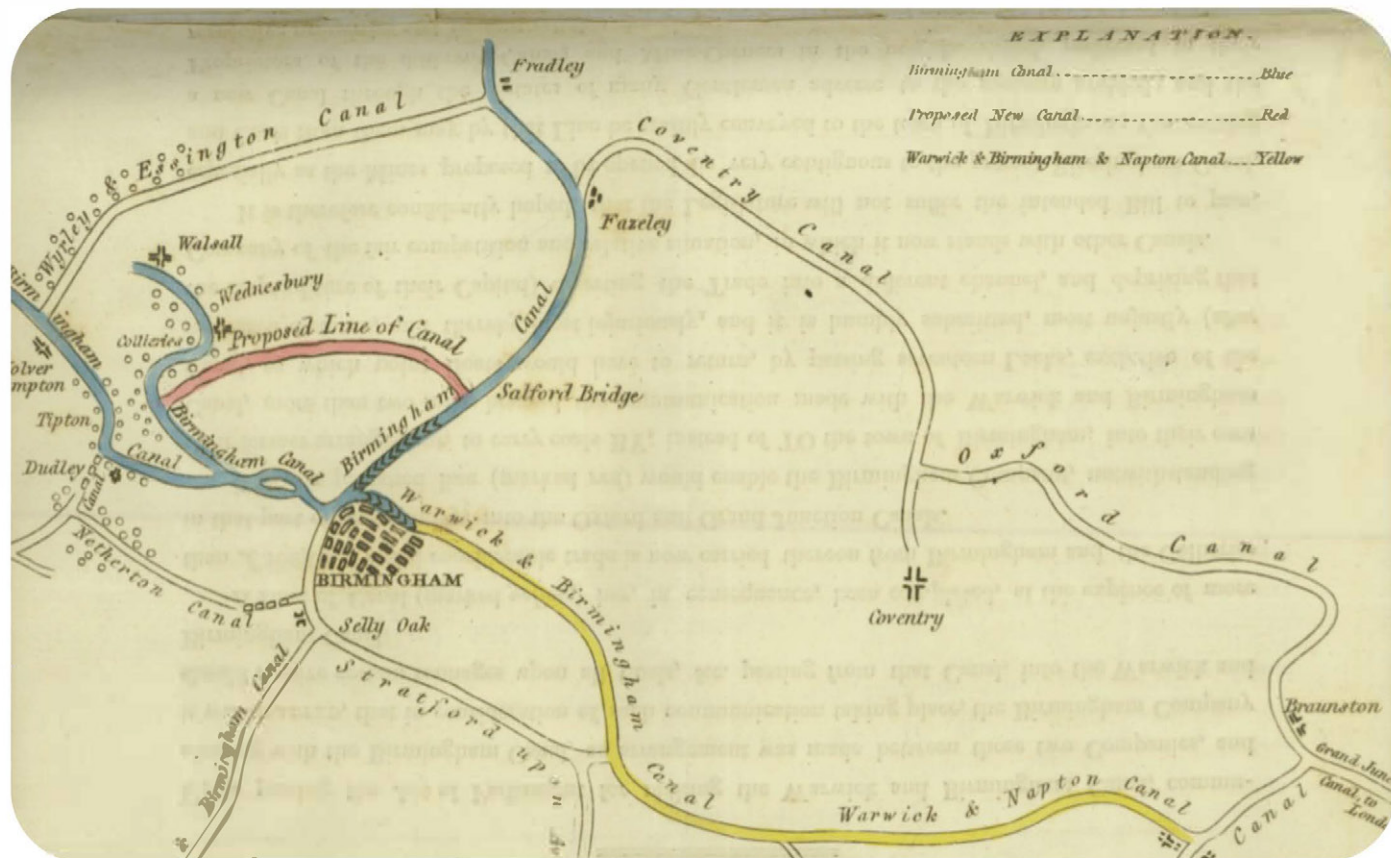
EXETER

A Roman fort on the River Exe.

Look up the origin of the name of the place where you go to school or live. You could go to the library or local studies centre to do some research.

Your local area - in the past

Research the history of your local area. Find a map or photo of the local area and compare it to your map.



Your local area - improvements

What three things would improve your local area?
Where would they be located?



Describe your improvement or find local a photograph to help.	Why would it improve the area?
1.	
2.	
3.	

Your local area - canals and rivers

What three things would improve your local canal or river?



Your local area - fact or opinion

Are these statements
fact or opinion?



Statement	Fact or Opinion
A permanent funfair would be a good idea.	
Some people like to go swimming regularly.	
Libraries are boring places.	
Many towns have developed on rivers.	
A multiplex cinema improves everyone's life.	
Canals provide many leisure activities.	
Theatres are found in most towns.	

Your community - in the past

Look at old photos of people living in your local area. What can you tell about their lives?



Compare them with your parents. Is there a difference?



Your community now - interview a local person

Prepare some interview questions for someone who works on the local canal or river.



1.
2.
3.
4.
5.



Your community - the future

Flooding in England and Wales has changed the face of local areas. What will your community be like in the future?



Always remember to stay
SAFE near water - Stay Away
From the Edge!

